



## Delinquency Graphs by Vintage (*Gráficos de Morosidad por Cosechas*)

Panamá - Personal Loans  
(*Panamá - Préstamos Personales*)

Cutoff Date: November-2023

### **Section 1** (English Reports/Reportes en Inglés)

Delinquency Graphs by Vintage

### **Section 2** (Reportes en Español/Spanish Reports)

Gráficos de Morosidad por Cosechas

# Section 1

(English Reports / Reportes en Inglés)



## Delinquency Graphs by Vintage Panamá

### Personal Loans - November-2023

An analysis of historical loan payment data was used to compile a migration analysis of delinquency by annual vintage. Delinquencies for each vintage were grouped into the following buckets; Current, 1-30, 31- 60, 61-90, 91-120, 121-150, 151-180, and 180+. Results are provided in graphical and tabular form. Vintages with fewer than fifty (50) loans are not presented, however these excluded loans are included in the data and graphs showing all vintages.

The cutoff date is November-2023

## Personal Loans - La Hipotecaria Panamá Migration Analysis (All Vintages)

	2014		2015		2016		2017		2018		2019		2020		2021		2022		2023	
Balance	November	November	November	November	November	November	November	November	November	November	November	November	November	November	November	November	November	November	November	November
Balance	26,065,743	28,251,434	30,323,621	34,793,265	38,565,410	44,788,462	44,464,333	40,974,473	37,061,013	34,667,635	31,922,330	28,067,013	25,357,635							

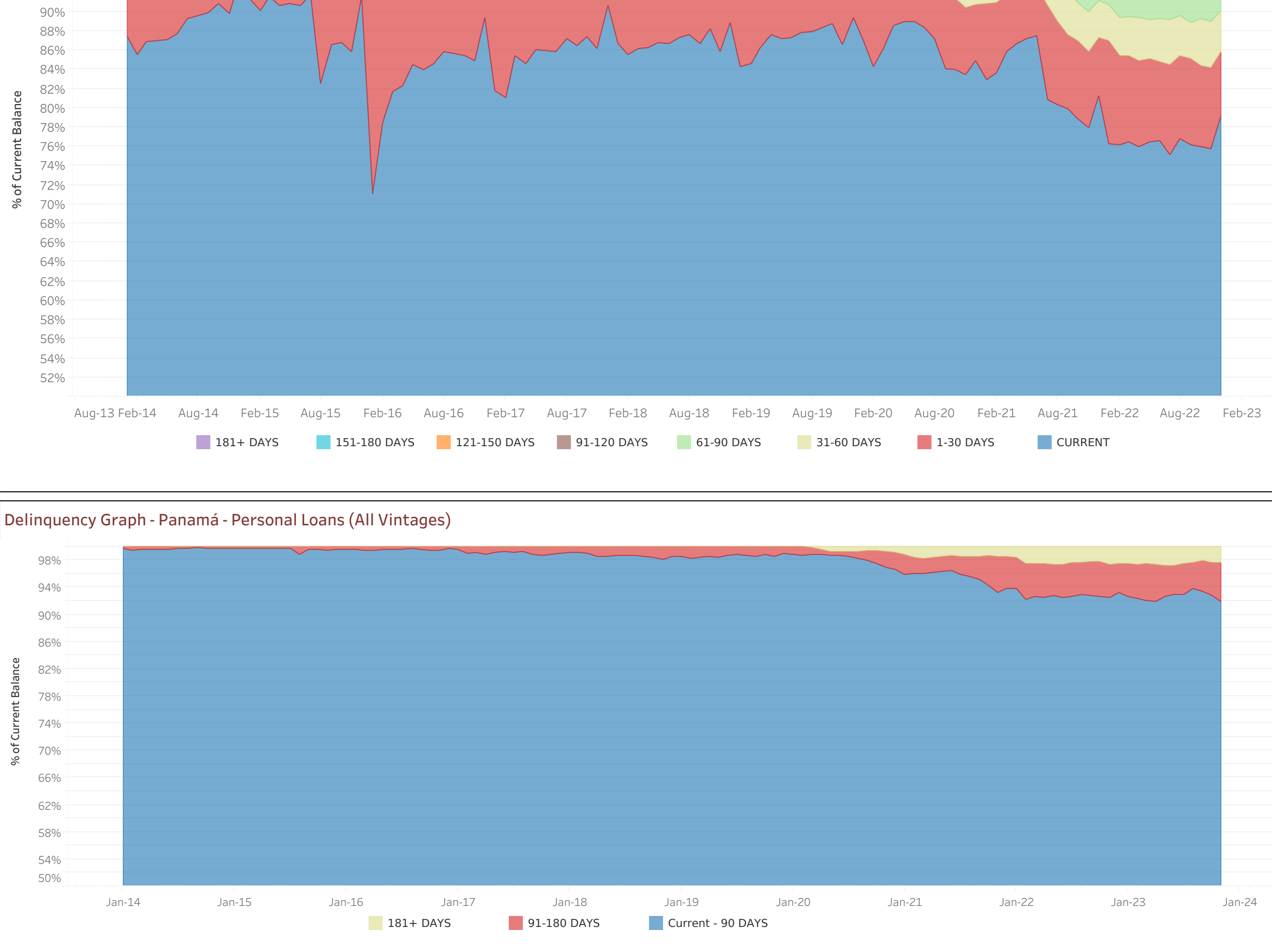
### Delinquency Status (\$ of Current Balance)

	2014		2015		2016		2017		2018		2019		2020		2021		2022		2023	
	November	November	November	November	November	November	November	November	November	November	November	November	November	November	November	November	November	November	November	November
CURRENT	23,406,209	24,239,475	25,726,875	29,979,023	33,094,731	38,764,499	37,094,831	31,922,330	28,067,013	25,357,635	23,406,209	21,162,162	18,929,141	17,179,114	15,514,074	14,136,283	12,881,283	11,719,114	10,719,114	9,819,114
1-30 DAYS	1,648,920	2,651,425	3,018,899	3,100,066	3,016,295	3,499,351	3,077,025	2,121,162	1,514,162	1,114,162	865,551	633,436	477,526	334,660	239,937	175,734	129,634	93,436	68,436	50,436
31-60 DAYS	649,648	866,470	1,008,297	903,972	1,174,792	1,281,072	1,574,948	1,728,570	1,739,114	1,739,114	1,306,861	1,339,387	1,139,387	960,209	788,283	686,283	596,283	514,074	443,561	382,835
61-90 DAYS	262,966	303,451	383,606	383,679	543,583	658,357	1,306,861	1,339,387	1,339,387	1,339,387	1,306,861	1,339,387	1,139,387	960,209	788,283	686,283	596,283	514,074	443,561	382,835
91-120 DAYS	62,547	124,869	79,774	182,104	317,775	321,198	543,096	1,128,416	860,209	686,283	543,096	1,128,416	860,209	788,283	686,283	596,283	514,074	443,561	382,835	317,775
121-150 DAYS	23,413	33,899	79,277	117,295	277,791	213,774	352,952	687,428	596,283	443,561	352,952	687,428	596,283	443,561	382,835	317,775	277,791	213,774	157,295	117,295
151-180 DAYS	12,040	32,345	26,954	327,124	140,443	140,210	168,932	335,623	286,283	213,774	168,932	335,623	286,283	213,774	157,295	117,295	79,277	62,547	44,869	33,899
181+ DAYS	0	0	0	0	0	0	345,686	611,556	972,960	824,851	611,556	972,960	824,851	611,556	443,561	317,775	213,774	157,295	117,295	79,277

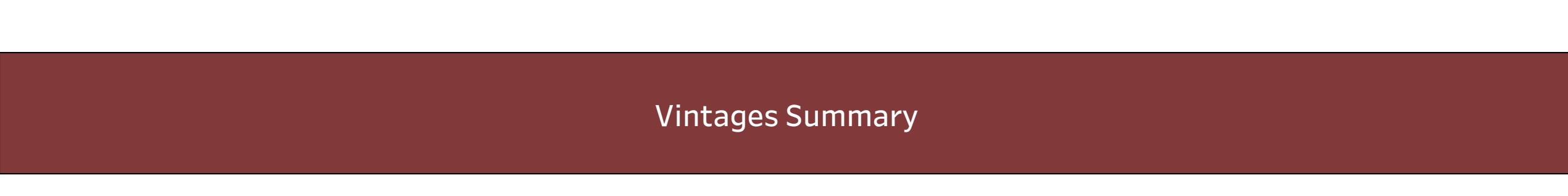
### Delinquency Status (% of Current Balance)

	2014		2015		2016		2017		2018		2019		2020		2021		2022		2023	
	November	November	November	November	November	November	November	November	November	November	November	November	November	November	November	November	November	November	November	November
CURRENT	89.80%	85.80%	84.84%	86.16%	85.81%	85.81%	85.81%	85.81%	85.81%	85.81%	85.81%	83.43%	77.52%	74.94%	72.96%	70.98%	68.99%	66.99%	64.99%	62.99%
1-30 DAYS	6.32%	9.39%	9.36%	8.91%	7.82%	7.61%	6.52%	6.52%	6.52%	6.52%	5.81%	5.81%	5.81%	5.81%	5.81%	5.81%	5.81%	5.81%	5.81%	
31-60 DAYS	2.49%	3.07%	3.33%	2.60%	3.05%	2.86%	3.54%	4.22%	4.22%	4.22%	3.54%	3.54%	3.54%	3.54%	3.54%	3.54%	3.54%	3.54%	3.54%	
61-90 DAYS	1.03%	1.07%	1.27%	1.10%	1.41%	1.47%	2.94%	3.27%	3.27%	3.27%	2.94%	2.94%	2.94%	2.94%	2.94%	2.94%	2.94%	2.94%	2.94%	
91-120 DAYS	0.24%	0.44%	0.26%	0.52%	0.82%	0.72%	1.22%	1.62%	1.62%	1.62%	1.22%	1.22%	1.22%	1.22%	1.22%	1.22%	1.22%	1.22%	1.22%	
121-150 DAYS	0.09%	0.12%	0.26%	0.34%	0.72%	0.48%	0.79%	1.62%	1.62%	1.62%	0.79%	0.79%	0.79%	0.79%	0.79%	0.79%	0.79%	0.79%	0.79%	
151-180 DAYS	0.05%	0.11%	0.09%	0.37%	0.36%	0.31%	0.38%	0.62%	0.62%	0.62%	0.38%	0.38%	0.38%	0.38%	0.38%	0.38%	0.38%	0.38%	0.38%	
181+ DAYS	0.00%	0.00%	0.00%	0.00%	0.00%	0.00%	0.00%	0.78%	1.49%	2.63%	0.78%	1.49%	2.63%	2.63%	2.63%	2.63%	2.63%	2.63%	2.63%	

### Delinquency Graph - Panamá - Personal Loans (All Vintages)



### Delinquency Graph - Panamá - Personal Loans (All Vintages)



## Vintages Summary

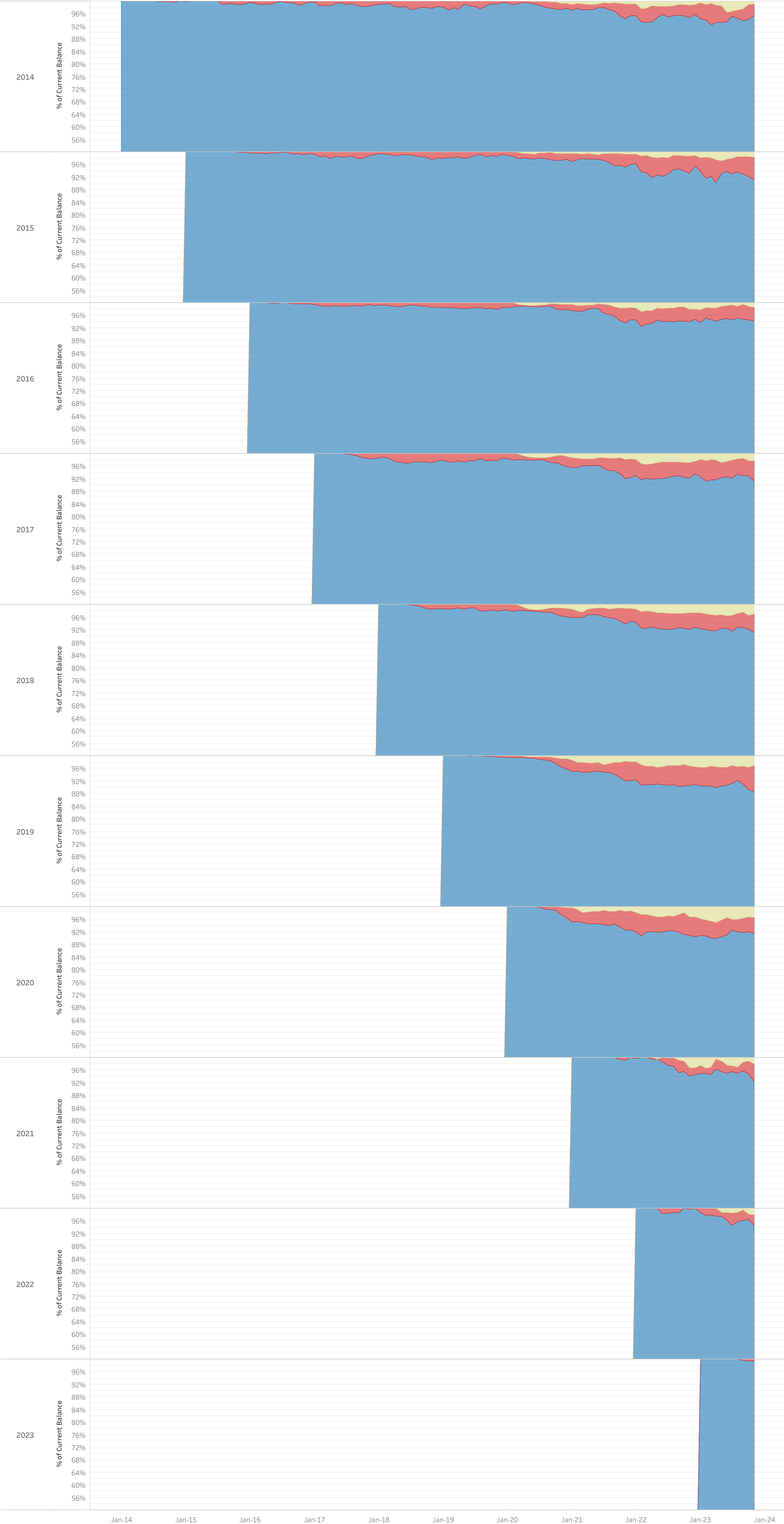
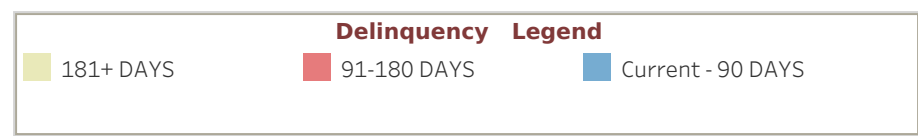
Monthly Balance - Panamá - Personal Loans		2014		2015		2016		2017		2018		2019		2020		2021		2022		2023	
		November	November	November	November	November	November	November	November	November	November	November	November	November	November	November	November	November	November	November	November
2014	7,174,067	6,109,741	6,870,490	7,669,564	8,320,296	9,085,934	10,248,215	11,242,990	12,124,990	13,011,869	13,898,645	14,785,421	15,672,197	16,559,073	17,445,849	18,332,625	19,219,401	20,106,177	20,992,953	21,879,729	22,766,505
2015	7,669,564	8,320,296	9,085,934	10,248,215	11,242,990	12,124,990	13,011,869	13,898,645	14,785,421	15,672,197	16,559,073	17,445,849	18,332,625	19,219,401	20,106,177	20,992,953	21,879,729	22,766,505	23,653,281	24,540,057	25,426,833
2016	8,320,296	9,085,934	10,248,215	11,242,990	12,124,990	13,011,869	13,898,645	14,785,421	15,672,197	16,559,073	17,445,849	18,332,625	19,219,401	20,106,177	20,992,953	21,879,729	22,766,505	23,653,281	24,540,057	25,426,833	26,313,609
2017	9,085,934	10,248,215	11,242,990	12,124,990	13,011,869	13,898,645	14,785,421	15,672,197	16,559,073	17,445,849	18,332,625	19,219,401	20,106,177	20,992,953	21,879,729	22,766,505	23,653,281	24,540,057	25,426,833	26,313,609	27,200,385
2018	10,248,215	11,242,990	12,124,990	13,011,869	13,898,645	14,785,421	15,672,197	16,559,073	17,445,849	18,332,625	19,219,401	20,106,177	20,992,953	21,879,729	22,766,505	23,653,281	24,540,057	25,426,833	26,313,609	27,200,385	28,087,161
2019	11,242,990	12,124,990	13,011,869	13,898,645	14,785,421	15,672,197	16,559,073	17,445,849	18,332,625	19,219,401	20,106,177	20,992,953	21,879,729	22,766,505	23,653,281	24,540,057	25,426,833	26,313,609	27,200,385	28,087,161	28,973,937
2020	12,124,990	13,011,869	13,898,645	14,785,421	15,672,197	16,559,073	17,445,849	18,332,625	19,219,401	20,106,177	20,992,953	21,879,729	22,766,505	23,653,281	24,540,057	25,426,833	26,313,609	27,200,385	28,087,161	28,973,937	29,860,713
2021	13,011,869	13,898,645	14,785,421	15,672,197	16,559,073	17,445,849	18,332,625	19,219,401	20,106,177	20,992,953	21,879,729	22,766,505	23,653,281	24,540,057	25,426,833	26,313,609	27,200,385	28,087,161	28,973,937	29,860,713	30,747,489
2022	13,898,645	14,785,421	15,672,197	16,559,073	17,445,849	18,332,625	19,219,401	20,106,177	20,992,953	21,879,729	22,766,505	23,653,281	24,540,057	25,426,833	26,313,609	27,200,385	28,087,161	28,973,937	29,860,713	30,747,489	31,634,265
2023	14,785,421	15,672,197	16,559,073	17,445,849	18,332,625	19,219,401	20,106,177	20,992,953	21,879,729	22,766,505	23,653,281	24,540,057	25,426,833	26,313,609	27,200,385	28,087,161	28,973,937	29,860,713	30,747,489	31,634,265	32,521,041

### Delinquency Status (\$ of Current Balance) - Panamá - Personal Loans

	2014		2015		2016		2017		2018		2019		2020		2021		2022		2023		
	November	November	November	November	November	November	November	November	November	November	November	November	November	November	November	November	November	November	November	November	
CURRENT	6,800,316	5,113,508	3,606,241	3,002,000	2,398,469	2,098,971	1,766,565	1,463,091	1,143,745	866,244	686,244	526,244	417,244	328,244	259,244	200,244	151,244	112,244	83,244	64,244	45,244
1-30 DAYS	214,415	662,521	734,324	465,678	387,662	366,935	369,084	369,084	369,084	369,084	369,084	369,084	369,084	369,084	369,084	369,084	369,084	369,084	369,084	369,084	369,084
31-60 DAYS	82,415	175,282	192,877	161,369	170,512	125,416	92,638	66,381	91,322	127,707	170,492	213,877	257,262	300,647	344,032	387,417	430,802	474,187	517,572	560,957	604,342
61-90 DAYS	52,015	87,533	110,534	57,654	58,775	61,719	64,663	67,607	70,551	73,495	76,439	79,383	82,327	85,271	88,215	91,159	94,103	97,047	100,091	103,035	106,079
91-120 DAYS	24,911	40,560	2,911	21,764	14,819	11,375	18,240	38,919	38,919	38,919	38,919	38,919	38,919	38,919	38,919	38,919	38,919	38,919	38,919	38,919	38,919
121-150 DAYS	0	12,606	30,223	20,952	45,612	0	2,307	41,445	20,660	11,626	0	0	0	0	0	0	0	0	0	0	0
151-180 DAYS	0	17,730	12,454	20,279	10,035	13,799	19,465	6,098	0	0	0	0	0	0	0	0	0	0	0	0	0
181+ DAYS	0	0	0	0	0	0	16,991	17,115	21,707	11,527	0	0	0	0	0	0	0	0	0	0	0
CURRENT	0	7,939,278	6,136,630	5,107,889	3,962,893	3,239,945	2,892,022	2,370,039	1,929,624	1,479,429	1,129,234	879,039	628,844	478,649	328,454	178,259	128,064	77,869	27		



Delinquency Graph - Panamá - Personal Loans (2014,2015,2016 y 7 más) Vintages



## Section 2

*(Spanish Reports / Reportes en Español)*



## Gráficos de Morosidad por Cosechas Panamá

### Préstamos Personales - Noviembre-2023

Se realizó un análisis de los datos históricos de pago de préstamos para compilar un análisis de migración de la morosidad por antigüedad anual. Las morosidades de cada cosecha se agruparon en los siguientes canastas; Corriente, 1-30, 31-60, 61-90, 91-120, 121-150, 151-180 y 180+. Los resultados se proporcionan en forma gráfica y tabular. Las cosechas con menos de cincuenta (50) préstamos no se muestran en el reporte, sin embargo, aquellos préstamos excluidos, si forman parte de la tabla de datos como en la gráfica de todas las cosechas.

La fecha de corte: Noviembre-2023

\*\*\*\*\*





# Préstamos Personales - La Hipotecaria Panamá - Análisis de Migración de Cosechas (Todas)

	2014	2015	2016	2017	2018	2019	2020	2021	2022	2023
	Noviembre	Noviembre	Noviembre	Noviembre	Noviembre	Noviembre	Noviembre	Noviembre	Noviembre	Noviembre
<b>Balance</b>	<b>26,065,743</b>	<b>28,251,434</b>	<b>30,323,621</b>	<b>34,793,265</b>	<b>38,565,410</b>	<b>44,788,462</b>	<b>44,464,333</b>	<b>40,974,473</b>	<b>37,071,100</b>	<b>34,667,497</b>

## Estado de Morosidad (\$ Saldo Actual)

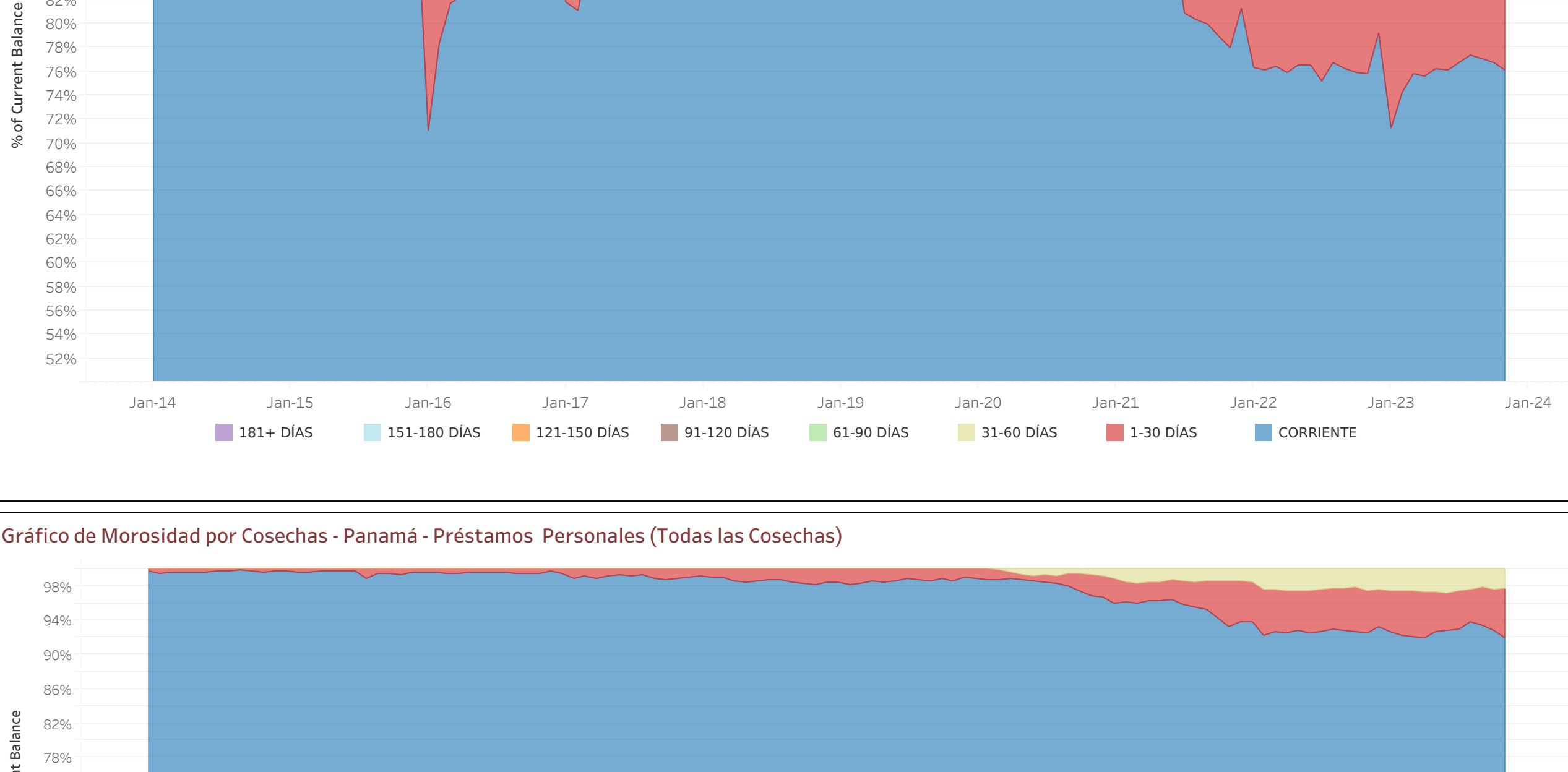
	2014	2015	2016	2017	2018	2019	2020	2021	2022	2023
	Noviembre	Noviembre	Noviembre	Noviembre	Noviembre	Noviembre	Noviembre	Noviembre	Noviembre	Noviembre
<b>CORRIENTE</b>	<b>23,406,209</b>	<b>24,239,475</b>	<b>25,736,875</b>	<b>29,979,023</b>	<b>33,094,731</b>	<b>38,764,499</b>	<b>37,094,833</b>	<b>31,932,330</b>	<b>28,967,013</b>	<b>26,337,636</b>
1-30 DÍAS	1,648,920	2,651,425	3,018,899	3,100,068	3,016,395	3,409,351	3,077,025	3,211,162	3,134,660	2,733,937
31-60 DÍAS	649,148	866,470	1,008,297	903,972	1,174,792	1,281,072	1,574,940	1,728,570	1,739,114	1,551,893
61-90 DÍAS	262,966	303,451	383,606	383,679	543,583	658,357	1,306,861	1,339,387	1,305,143	1,174,074
91-120 DÍAS	62,547	124,869	79,774	182,104	317,775	321,198	354,096	1,128,416	860,305	881,283
121-150 DÍAS	23,413	33,399	79,217	117,295	277,791	213,774	352,952	687,428	595,279	686,260
151-180 DÍAS	12,040	32,345	26,954	127,124	140,443	140,210	168,932	355,623	386,625	437,561
181+ DÍAS	0	0	0	0	0	0	345,686	611,356	972,900	824,853

## Estado de Morosidad (% del Saldo Actual)

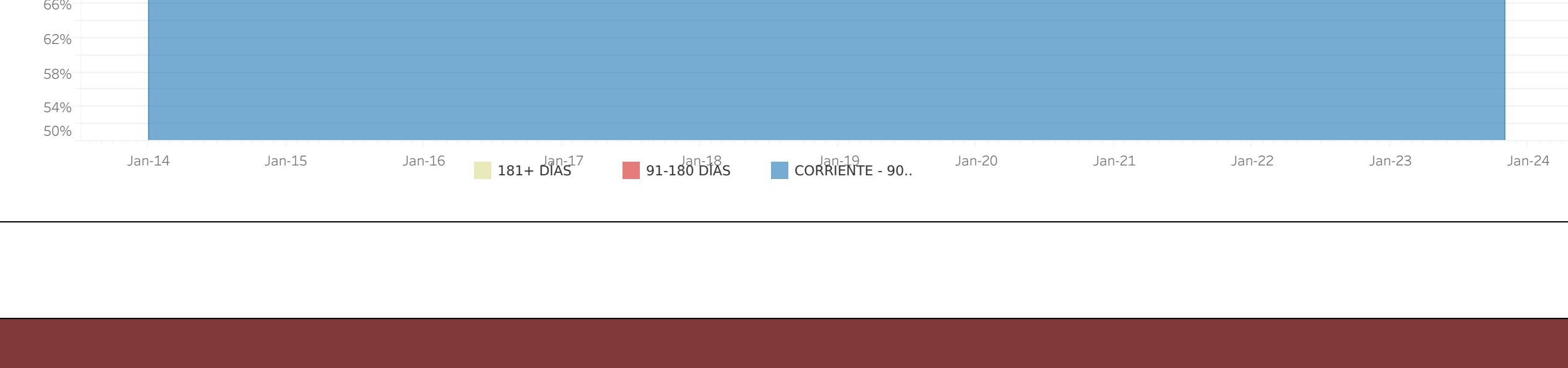
	2014	2015	2016	2017	2018	2019	2020	2021	2022	2023
	Noviembre	Noviembre	Noviembre	Noviembre	Noviembre	Noviembre	Noviembre	Noviembre	Noviembre	Noviembre
<b>CORRIENTE</b>	<b>89.80%</b>	<b>85.80%</b>	<b>84.84%</b>	<b>86.16%</b>	<b>85.81%</b>	<b>86.55%</b>	<b>83.43%</b>	<b>77.93%</b>	<b>75.73%</b>	<b>76.03%</b>
1-30 DÍAS	6.33%	9.39%	9.96%	8.91%	7.82%	7.61%	6.92%	7.61%	7.64%	7.89%
31-60 DÍAS	2.49%	3.07%	3.33%	2.62%	3.05%	2.89%	3.54%	4.22%	4.66%	4.48%
61-90 DÍAS	1.01%	1.07%	1.27%	1.10%	1.41%	1.47%	2.94%	3.27%	3.52%	3.44%
91-120 DÍAS	0.24%	0.44%	0.26%	0.52%	0.82%	0.72%	1.22%	2.75%	2.32%	2.48%
121-150 DÍAS	0.09%	0.12%	0.26%	0.34%	0.72%	0.48%	0.79%	1.68%	1.68%	1.96%
151-180 DÍAS	0.05%	0.11%	0.09%	0.37%	0.36%	0.31%	0.38%	0.82%	1.04%	1.28%
181+ DÍAS	0.00%	0.00%	0.00%	0.00%	0.00%	0.00%	0.78%	1.49%	2.63%	2.38%

CORRIENTE - 90 DÍAS	99.62%	99.33%	99.39%	98.77%	98.09%	98.49%	96.83%	93.26%	92.40%	91.84%
91-180 DÍAS	0.38%	0.67%	0.61%	1.23%	1.91%	1.51%	2.40%	5.25%	4.97%	5.78%
181+ DÍAS	0.00%	0.00%	0.00%	0.00%	0.00%	0.00%	0.78%	1.49%	2.63%	2.38%

## Gráfico de Morosidad por Cosechas - Panamá - Préstamos Personales (Todas las Cosechas)



## Gráfico de Morosidad por Cosechas - Panamá - Préstamos Personales (Todas las Cosechas)



## Resumen por Cosechas

Saldo Mensual - Préstamos Personales - Panamá										
	2014	2015	2016	2017	2018	2019	2020	2021	2022	2023
	Noviembre	Noviembre	Noviembre	Noviembre	Noviembre	Noviembre	Noviembre	Noviembre	Noviembre	Noviembre
2014	7,274,067	6,109,741	4,689,564	3,750,296	3,085,934	2,478,215	2,134,990	1,841,669	1,538,645	1,175,770
2015		8,870,490	7,669,163	6,232,513	4,510,903	3,999,152	3,558,489	3,171,522	2,710,493	2,190,488
2016			8,626,097	8,004,987	6,545,469	5,408,104	4,822,306	4,359,106	3,779,697	3,250,685
2017				9,900,276	8,757,776	7,392,789	6,695,765	6,002,079	5,185,131	4,452,310
2018					10,358,014	9,676,511	8,853,444	7,959,569	6,960,479	5,960,759
2019						12,842,482	12,262,011	11,070,524	9,721,010	8,494,393
2020							3,613,896	3,487,221	3,099,336	2,602,616
2021								1,246,489	1,234,856	1,032,839
2022									1,577,807	1,600,770
2023										3,048,847

## Estado de Morosidad (\$ Saldo Actual) - Préstamos Personales - Panamá

	2014	2015	2016	2017	2018	2019	2020	2021	2022	2023
	Noviembre	Noviembre	Noviembre	Noviembre	Noviembre	Noviembre	Noviembre	Noviembre	Noviembre	Noviembre
<b>CORRIENTE</b>	<b>6,800,316</b>	<b>5,113,508</b>	<b>3,606,241</b>	<b>3,002,200</b>	<b>2,398,469</b>	<b>2,098,971</b>	<b>1,766,565</b>	<b>1,463,091</b>	<b>1,143,745</b>	<b>866,244</b>
1-30 DÍAS	214,415	662,324	734,324	466,678	387,662	166,936	167,084	146,894	170,588	127,707
31-60 DÍAS	62,415	175,282	192,877	151,569	170,512	125,116	93,638	66,381	91,822	70,945
61-90 DÍAS	24,011	87,533	110,534	57,664	58,775	61,715	39,649	62,126	52,633	45,501
91-120 DÍAS	24,911	40,560	2,911	21,764	14,819	11,379	18,240	38,919	38,489	32,221
121-150 DÍAS	0	12,606	30,223	20,952	45,662	0	1,207	41,045	20,640	11,626
151-180 DÍAS	0	17,730	12,454	20,279	10,035	13,799	9,465	6,098	0	0
181+ DÍAS	0	0	0	0	0	0	16,991	17,115	21,707	11,227
<b>CORRIENTE</b>	<b>0</b>	<b>7,939,278</b>	<b>6,104,630</b>	<b>5,107,889</b>	<b>3,962,893</b>	<b>3,230,945</b>	<b>2,730,945</b>	<b>2,370,039</b>	<b>1,929,024</b>	<b>1,474,429</b>
1-30 DÍAS	0	790,617	964,012	763,482	566,452	434,410	274,634	336,536	301,913	348,433
31-60 DÍAS	0	142,417	314,452	208,024	205,468	118,441	165,593	152,861	167,594	98,286
61-90 DÍAS	0	48,771	114,649	66,589	49,847	106,429	129,827	154,708	126,320	69,052
91-120 DÍAS	0	9,407	44,932	13,902	56,100	42,956	56,122	83,147	51,442	57,556
121-150 DÍAS	0	0	34,488	13,770	51,165	16,930	20,328	40,802	81,457	90,775
151-180 DÍAS	0	0	14,993	15,660	42,885	18,378	0	1,677	70,396	32,614
181+ DÍAS	0	0	0	0	0	0	0	0	0	0
<b>CORRIENTE</b>	<b>0</b>	<b>0</b>	<b>7,810,048</b>	<b>7,047,610</b>	<b>5,685,682</b>	<b>4,664,212</b>	<b>4,098,753</b>	<b>3,317,158</b>	<b>2,816,306</b>	<b>2,327,600</b>
1-30 DÍAS	0	0	554,473	644,023	481,114	449,768	309,299	417,951	380,885	379,101
31-60 DÍAS	0	0	167,280	162,626	217,171	125,287	183,630	218,470	225,710	177,540
61-90 DÍAS	0	0	54,950	103,754	56,678	51,932	118,610	121,459	126,298	185,741
91-120 DÍAS	0	0	14,993	15,660	42,885	18,378	0	1,677	70,396	32,614
121-150 DÍAS	0	0	9,853	16,387	37,996	20,188	43,511	109,116	57,470	46,969
151-180 DÍAS	0	0	14,500	14,897	23,940	54,681	4,520	22,055	16,836	32,118
181+ DÍAS	0	0	0	0	0	0	0	0	0	0
<b>CORRIENTE</b>	<b>0</b>	<b>0</b>	<b>8,758,571</b>	<b>7,447,224</b>	<b>6,778,235</b>	<b>6,022,010</b>	<b>5,153,851</b>	<b>4,622,452</b>	<b>3,857,447</b>	<b>3,266,596</b>
1-30 DÍAS	0	0	0	717,688	610,122	722,010	483,717	510,483	441,925	394,833
31-60 DÍAS	0	0	0	162,333	244,825	282,323	252,352	255,373	251,679	195,613
61-90 DÍAS	0	0	0	96,988	199,263	133,214	196,948	196,918	227,018	200,223
91-120 DÍAS	0	0	0	89,338	120,633	76,256	84,396	195,136	164,790	156,450
121-150 DÍAS	0	0	0	54,815	72,360	60,854	85,763	84,394	45,503	89,876
151-180 DÍAS	0	0	0	19,994	63,248	39,897	24,979	82,874	41,386	48,123
181+ DÍAS	0	0	0	0	0	0	0	0	0	0
<b>CORRIENTE</b>	<b>0</b>	<b>0</b>	<b>0</b>	<b>0</b>	<b>0</b>	<b>0</b>	<b>0</b>	<b>0</b>	<b>0</b>	<b>0</b>
1-30 DÍAS	0	0	0	9,312,898	8,247,360	7,272,000	6,391,391	5,610,617	4,843,592	4,483,592
31-60 DÍAS	0	0	0	610,938	762,087	601,468	696,974	636,974	644,158	614,216
61-90 DÍAS	0	0	0	0	0	0	0	0	0	0
91-120 DÍAS	0	0	0	0	0	0	0	0	0	0
121-150 DÍAS	0	0	0	0	0	0	0	0	0	0
151-180 DÍAS	0	0	0	0	0	0	0	0	0	0
181+ DÍAS	0	0	0	0	0	0	0	0	0	0
<b>CORRIENTE</b>	<b>0</b>	<b>0</b>	<b>0</b>	<b>0</b>	<b>0</b>	<b>11,507,963</b>	<b>10,300,359</b>	<b>8,953,309</b>	<b>7,261,020</b>	<b>6,208,747</b>
1-30 DÍAS	0	0	0	0	0	629,891	712,850	799,581	861,642	574,705
31-60 DÍAS	0	0	0	0	0	200,207	448,862	409,721	387,932	424,328
61-90 DÍAS	0	0	0	0	0	75,569	377,156	380,933	296,600	320,482
91-120 DÍAS	0	0	0	0	0	34,228	164,919	300,660	230,603	201,005
121-150 DÍAS	0	0	0	0	0	9,837	113,651	231,086	193,643	293,536
151-180 DÍAS	0	0	0	0	0	4,986	33,895	105,028	162,759	180,706
181+ DÍAS										



Gráficos de Morosidad - Préstamos Personales - Panamá

